


Four Tips for Winter Safety



It's no surprise that winter months bring increased potential for fire risks and electrical safety hazards. This makes sense because during the coldest months, consumers are using additional electrical devices and appliances, like space heaters, electric blankets and portable generators.

The National Fire Protection Association estimates that 47,700 home fires occur each year in the U.S. due to electrical failure or malfunction. These fires result in 418 deaths, 1,570 injuries and \$1.4 billion in property damage annually. This winter, safeguard your loved ones and your home with these electrical safety tips from the Electrical Safety Foundation International.

1. Don't overload outlets. Overloaded outlets are a major cause of residential fires. Avoid using extension cords or multi-outlet converters for appliance connections—they should be plugged

directly into a wall outlet. If you're relying heavily on extension cords in general, you may need additional outlets to address your needs. Contact a qualified electrician to inspect your home and add new outlets.

2. Never leave space heaters unattended. If you're using a space heater, turn it off before leaving the room. Make sure heaters are placed at least three feet away from flammable items. It should also be noted that space heaters take a toll on your energy bills. If you're using them throughout your home, it may be time to upgrade your home heating system.

3. Inspect heating pads and electric blankets. These items cause nearly 500 fires every year. Electric blankets that are more than 10 years old create additional risks for a fire hazard. Inspect your electric blankets and

heating pads – look for dark, charred or frayed spots, and make sure the electrical cord is not damaged. Do not place any items on top of a heating pad or electric blanket, and never fold them when in use.

4. Use portable generators safely. Unfortunately, winter storms can cause prolonged power outages, which means many consumers will use portable generators to power their homes. Never connect a standby generator into your home's electrical system. For portable generators, plug appliances directly into the outlet provided on the generator. Start the generator first, before you plug in appliances. Run it in a well-ventilated area outside your home. The carbon monoxide it generates is deadly, so keep it away from your garage, doors, windows and vents.



PO Box 70 • Binger, Okla. 73009
PO Box 100 • Cordell, Okla. 73632

tele: **(405) 656-2322**
(580) 832-3361

www.ckenergy.coop

OFFICE HOURS:
Monday-Friday,
8:00 am - 5:00 pm.

POWER OUTAGE
HOT LINES
800-868-8243

888-832-3362

BOARD OF TRUSTEES

- Gary Brewster, President
- Jack Sawatzky, Vice President
- Dr. Fred Reuter, Secretary
- John Schaufele
- Mark Slempe
- Robert Travis
- Tony Setzer
- Walter Hrbacek
- Greg Little
- Glenn Propps
- Don Payne
- John Garland, Attorney
- Clint Pack, CEO

PAYMENT OPTIONS

- Pay online at www.ckenergy.coop
- Pay by phone by calling **405-656-2322**, available 24 hours a day. Visa, Mastercard, Discover, or American Express.
- Pay in person at any of our offices: Binger, Cordell, Mustang, and Anadarko.
- Pay via automatic draft of your checking or savings account. To sign up, please visit www.ckenergy.coop or call **405-656-2322** or **580-832-3361**.
- **Pay through our CKenergy App available for iPhones or Androids.**



inside this issue | February 2020

- 3** Senior Scholarship
- 4** What's on the Pole
- 5** Phone Chargers
- 6** Why is my Bill High
- 7** Swap'N Shop



FEBRUARY

Winning CKEC Members

Becky Beatty
Gale Percy
Alton Weathers

If your name is listed above, please call us at **405-656-2322** to claim a \$25 credit on your electric bill.



Socialize with us!

Stay up-to-date with your co-op and your community by following us on Facebook, Twitter, Instagram, and SnapChat. Get the latest news on co-op events, services, energy saving tips, and more. During a power outage, stay connected with us for updates on the restoration process.

Questions or comments about your newsletter should be directed to:
Lisa Willard, Communications Director, CKenergy, PO Box 100, Cordell, OK 73632,
email: editor@ckenergy.coop.

Earn Cash for College

\$500 scholarships available for teens in CKenergy territory

Every year, CKenergy Electric Cooperative presents rural teens with opportunities to step out and take hold of their future. Through college scholarships, rural teens can further their education. The selection process for senior scholarships will begin soon. Please share the following information with your teen and encourage them to participate. We promise they won't regret it!

CKenergy will award twelve \$500 scholarships. The purpose of our senior scholarship program is to provide financial assistance to high school seniors to further their education while promoting understanding, support, acceptance and involvement in the Cooperative. It's also an opportunity to instill high morals, leadership, self-esteem and confidence so individuals will be model citizens who could lead the Cooperative, their community, and their country in the future.

Applicants must belong to the co-op or be the child of a CKenergy Electric Cooperative member and attend a school in CKenergy's service territory.

The CKenergy \$500.00 scholarships are awarded to individuals pursuing a four-year university or college academic degree program or a two-year associate degree or technical institute certificate program. Completed Senior scholarship

applications must be delivered by 5 p.m. on March 2, 2020. For more details, visit www.CKenergy.coop or contact Lisa Willard at 405-656-9174.



2020 SENIOR SCHOLARSHIP CONTEST

CKEC will award 12 Senior Scholarships to applicants who satisfy the eligibility requirements. The CKEC Scholarships are in the amount of \$500.00 and are awarded to individuals pursuing a four-year university or college academic degree program or a two-year associate degree or technical institute certificate program.

TO ENTER:

Student's Parent(s) or Guardian(s) must be a member in good standing of CKenergy Electric Co-op.

Student must complete all required items on the application:

- Application for CKEC Senior Scholarship.
- Minimum of 2 letters of recommendation.
- Letter from applicant stating why they desire to continue their education.
- Current photograph for use in the Cooperative's monthly publication, "The Buzz."

Completed Senior Scholarship applications are due no later than 5:00 p.m. on March 2, 2020. Applications can be mailed to P.O. Box 100, Cordell, OK 73632 or emailed to lwillard@ckenergy.coop.



YOUTH POWER ENERGY CAMP ENERGIZES TEENS

A four day action packed adventure for eighth-graders, Energy Camp helps develop leadership skills and promotes teamwork while teaching about cooperative enterprises, the rural electrification program and electrical safety.

Each year, CKEC sponsors four students to the camp, which will be held May 26-May 29, 2020 at Canyon Camp near Hinton, Oklahoma.

While Energy Camp offers many traditional summer camp activities like swimming, hiking, basketball, and a ropes course, teens also have the unique opportunity to climb a utility pole, ride in the basket of a bucket truck, tour one of the largest electricity generating facilities in the state and watch a co-op crew at work. They'll take home a new found confidence and a host of new friends-like minded peers from all over Oklahoma.

Students currently enrolled in the eighth grade within CKEC's service territory are eligible to compete for a spot at Energy Camp. For more information visit www.CKenergy.coop.

Why Your Electric Co-op Replaces Utility Poles

You probably don't pay much attention to the utility poles found throughout CKenergy's service territory, but did you know these tall structures are the backbone of our distribution network?

Strong, sturdy utility poles ensure a reliable electric system, which is why we routinely inspect the thousands of poles found on our lines. Throughout the year, CKenergy crews check poles for decay caused by exposure to the elements. They know which poles are oldest and conduct inspections through a rotational process. Typically, a standard wooden distribution pole is expected to last more than 50 years.

Occasionally, poles need to be replaced for other reasons besides decay and old age. Weather disasters, power line relocation and damage caused by farm equipment are potential causes for immediate replacement. When possible, CKenergy communicates when and where pole replacements will take place so that you stay informed of where crews will be working.

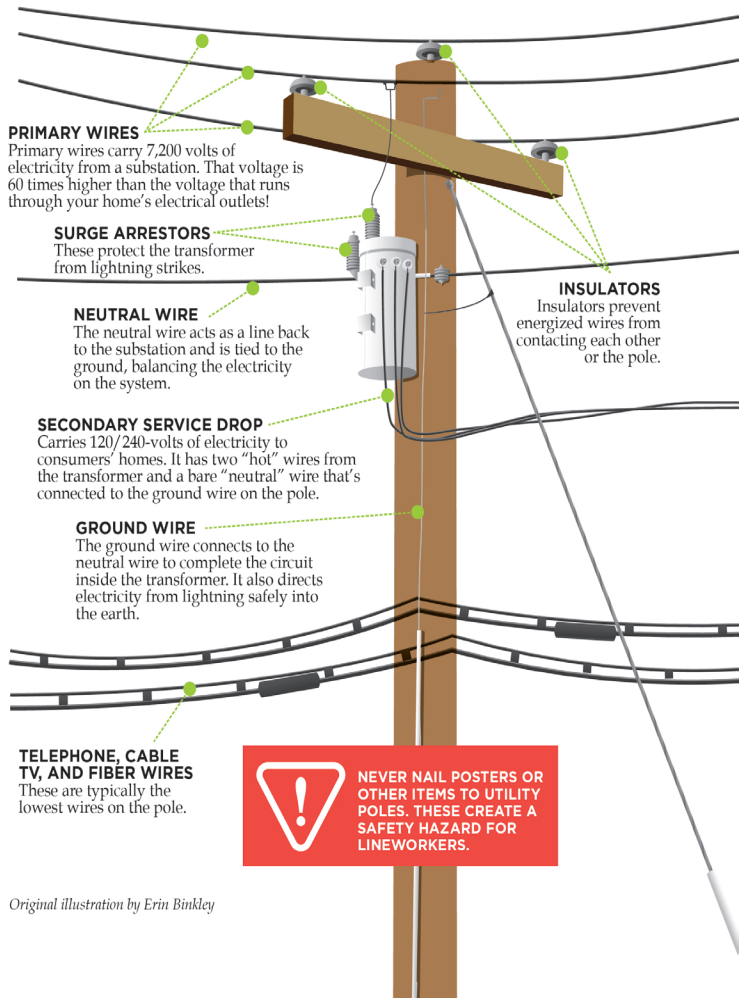
Here is a quick breakdown of how crews replace a utility pole:

When a pole needs to be replaced, crews will start the process by digging a hole, typically next to the pole being replaced. The depth of the hole must be 15 percent of the new pole's height. Next, the new pole must be fitted with bolts, cross arms, insulators, ground wires and arm braces - all of the necessary parts for delivering safe and reliable electricity. Then, crews safely detach the power lines from the old pole. The new pole is then raised and guided carefully into position, and the new lines are attached, leaving the new pole to do its job.

So, the next time you come across your co-op crew replacing a pole, use caution and know that this process ensures a more reliable electric system for you, our members.

WHAT'S ON THAT POLE?

This illustration shows the basic equipment found on electric utility poles. The equipment varies according to the location and the service they provide.



There's A Lot to Like on Facebook

Visit CKenergy's FB page for updates on co-op services, energy saving tips, information on outages and more.



www.facebook.com/CKenergyEC/

Generic Chargers Can Cause Serious Injury

Don't cut corners when buying and using phone chargers



People are always losing their phone chargers. As a solution, many people reach for the low-cost, generic plug-in USB chargers and charging cables found in the sea of impulse items that flank check-out lines. It can save money and it's so convenient, most people rationalize when making a purchase. Without much more thought, in the virtual cart or on the counter it goes.

Knockoffs can be great, but not when replacing your original phone charger, and for a variety of reasons.

“Although it is tempting to pick up an inexpensive phone charger to save money, buying and using cheap chargers is one place you might not want to cut corners,” according to Molly Hall, Executive Director of the Energy Education Council/ Safe Electricity program. “Using an authentic replacement charger made by your mobile phone’s manufacturer is always a better choice.”

Along with a potential burn and fire hazard, using cheaply made charging components and devices can also cause shock and electrocution. Serious potential dangers aside, they may cost you more in the long run since they can cause damage to your phone, tablet or other electronic devices.

When using charging gear, Safe Electricity recommends the following:

- Do not leave items that are charging unattended.
- Always keep charging items away from flammable objects, especially bedding, and do not take them to bed with you. Tell kids and teens to NEVER place any charging device under their pillow. The heat generated gets trapped, which could cause the pillow or bed to catch fire.

- Do not touch charging electronic devices with wet hands or while standing in water.
- Make sure charging components are certified by a reputable third-party testing laboratory.
- Only buy product-approved chargers and cables (those made or certified by the manufacturer). Using cheaper devices can cause damage to the USB charge chip, which can have a lasting impact on how quickly and effectively your device charges in the future.
- Be on the lookout for fakes or imposters claiming to be brand approved. If the price seems too good to be true, it probably is.

Energy Efficiency Tip of the Month

Are you using your fireplace efficiently? Remember to turn down the thermostat when burning a fire and close the damper when a fire is not burning.

Why is My Bill So High?



If your electric bill seems higher than it used to be, it's time to investigate. Often there are reasons that are easily overlooked.

1. Check your history. First, verify that the bill actually is higher. Visit your electric cooperative's web site or ask someone there for help pulling up your bills for the past year. You might be surprised to see that your electricity use fluctuates depending on the season, and that your bill is higher during those times.

2. Check other charges. Does your high bill reflect a past due amount or any one time service fees like deposits, disconnect fees or returned check fees?

3. Check the weather. Extreme outdoor temperatures cause HVAC units to work harder to keep your home comfortable.

4. Check the number of days in the billing cycle. Depending on the number of days in the month and whether the bill comes due on a weekend or holiday, it could cover a couple of extra days some months. That would make the bill slightly higher.

5. Check what's plugged in. If you thought your bill would be lower because your family was gone on vacation part of the time, you might be surprised to realize that your appliances still use

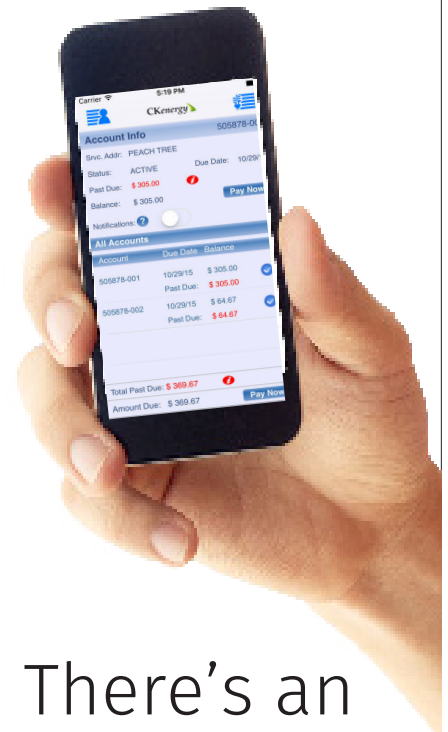
electricity when the house is empty. Your refrigerator and well pump, for instance, keep running while you're gone unless you have unplugged them. In fact, any appliance that is plugged into the wall will use electricity, even if nobody is home.

6. Check your equipment. As appliances like refrigerators and water heaters age, they become more inefficient. If your air conditioning and heating system or another large appliance is more than 15 years old, consider replacing it with a more energy-efficient model.

7. Check your lifestyle. If your college age child is home for the summer, chances are, your electric bill will be a bit higher than it was while he or she was away. If your grandkids are vacationing at your house, your bill could go up. If you have had house guests, you've used more electricity. And if you have added a major appliance, like a pool with a pump, a hot tub or even an oversized TV, that has affected your electric bill.

8. Don't check with the neighbors. No two families use electricity the same way, so if you believe your bill is too high because your neighbor's is lower, you're not making an even comparison. A better comparison is between your use of electricity now compared with the same time last year.

View, Pay,
Create,
Update,
Alert,
Report,
Send &
Receive?



There's an
app for that.

Look for the CKenergy EC app on Google Play or the App Store.



Automotive

I buy junk cars & farm equipment.
405-641-3344.

1999 Ford Winstar Van. Nice looking, runs good, has bad power steering. 405-659-2744.

2008 Ford Explorer Sport Trac XLT. 4x2 V⁶, 1 owner. 99,000 miles. \$10,000. 405-694-0625.

1940 Ford Conv. Restored, runs good & drives. New paint, upholstery, carpet, top, good tires, & glass. \$48,000 OBO. 580-331-7304.

Two Goodyear Tires ST205/75R14, never mounted. 405-376-4460.

Farm/ Equipment

Marrow's Tractor Tire Repair, Sales, & Service 405-668-0248

20 ft. Stock Trailer, goose neck, full top. \$1,800. 16 ft. trailer, bumper hitch, \$500. 580-515-3989.

Miscellaneous farm equipment for sale. Call 405-929-7243.

10ft JD front end dozer blade (40 series tractor), twin cylinder 3 way blade (\$1500.00) OBO, MF 2705-1979 (\$3500.00) OBO, 2 JD-5 bottom semimount plows (\$500.00)OBO, Filson working chute

Swap 'N Shop

For Sale or Trade

Note: CKEC does not endorse or guarantee any of the products or services in these ads.

(\$3500.00)OBO. 405-388-7669.

567 John Deere Baler, string & net wrap, new PTO shaft, around 8,000 bales. \$10,000 firm. 405-542-7328.

Livestock/Pets

Registered black angus, spring bred heifers and cow for sale. Call or text 405-929-9205.

Gentle, genetic superior bulls. Easy Calving, more growth and muscle. Make money with Kusel Limousin bulls. Call john, 580-759-6038.

Registered Black Angus Bulls. Easy handling and great genetics these bulls will add pounds and profit to your calf crops! Call 580-515-4533.

Business

Jeans & pants hemming & minor alterations. Tuxes & accessories sales & rentals. Settle Studio. Call for appointment. 405-247-5142.

Welding & fabrication, call Tony at 405-834-1128.

6:11 Welding & Construction. Pipe fencing, metal buildings, farm equipment, & all your welding needs. No job too big or small. Bill Smith, 405-320-8379.

Harrison Auction & Realtor, David Harrison. Equipment- Real Estate- Minerals. 405-779-5792.

Custom Quilts and Quilting. Over 40 years Quilting Experience. Longarm quilting, custom and edge-to-edge, located in Crows Roost on the north side of Lake Fort Cobb. Quick turn around. Batting furnished. Call or text - 405-229-4933.

Miscellaneous

2Piano, story & clark, good condition. \$450. 405-317-7483.

Clean canning jars with rings. Qt. size \$3/ doz. Pt size \$2/doz. No boxes. Call Nona at 405-376-0566.

A dozen candles that lost their scent. Free jars with lids. Call 405-542-6458 or 405.542.7699.

Hay/Wood

70- 5'x6' round bales of quality Bermuda. \$65/bale. Sprayed/fertilized/ net wrapped. Ft. Cobb. "Out-loading" available. No texts. 405-640-9068.

Swap 'N Shop Ads are continued on page 8

Swap 'N Shop is a classified advertisement service that we provide to our members at no cost.

- Members are able to submit written ads through the mail, fax, drop off, or by email.
- Ads are **NOT** taken over the phone.
- Ads need to be received by the 5th of each month to appear in the next month's issue.
- Ad space is limited to a 25 word maximum. **ONE** ad per member.
- Contact the editor at 405-656-2322 for information about availability of ad space.
- CKEC reserves the right to reject any ad deemed inappropriate.
- Ads will automatically run for 2 months, additional run time must be requested **before** the 5th of the month.

You may submit classified ads, businesses, or services to Swap 'N Shop, P.O. Box 100, Cordell, OK 73009, ads@ckenergy.coop, or fax to 580-832-5174. One ad per member unless there is additional space available.

Circle category:

Autos	Farm/Equip	Furn/Appl	Hay/Wood	Livestock/Pets	Misc
	Real Estate	Wanted-Notices	Business		

Name: _____

Address: _____

Phone # _____

CKEC Acct # _____

Real Estate

For rent: 2bd/ 1.5 ba. \$850/mo. \$850 deposit. Application fee, proof of income, references required. No pets/smoking. No utilities. Leave msg. 405-823-4819. Minco.

3 bedroom, living room, dining room, kitchen, den, laundry room, & one bathroom, with garage. Almost 2 acres. Fort Cobb, OK. 405-933-3454.

Nice rural home 3bd/2ba, C/H&A, 2 car garage, storage shed. SE of Colony, OK. \$139,000. Call 405-777-3156.

Apartment/duplex (2 cabins) located on 1.625 acres, both 2 bed, 1 bath that could be converted to 4 bed and two baths. Near Ft. Cobb Lake. Close to Sunset Cove Marina. Stained concrete floors. Fully furnished. Fantastic condition and new metal roof. Newly built 2008 on the North Lake Estates. All electric w/ water well. \$122,900. 580-772-0606.

Country Living, Close to Town—3600sq' metal barn home, log cabin style w/ approx. 2100sq' wrap around porch on 3 sides. 3 bd, 2ba, office 23' ceilings in living room. Sits on 40 acres. Comes with 30x60 metal barn w/ lean too, insulated with living quarters, in ground cellar. 20 KW generator. Located 1/2 mile S of Burns Flat golf course. Call 580-799-7369.

5 acre tract of land, timber, wildlife, Minco, OK school district. Newer double wide trailers welcome. Financing available. 405-352-5190.

For Rent: 2 bedroom, 2 bath. North side of lake. \$500/month, \$00 deposit. No pets. 580-302-3051.

Country Living: 3 bedroom South of Binger. 580-302-3051. No Pets. \$600/month, \$500 deposit.

FOR RENT: Foss Lake, house weekends or weekly. Homey 5 bdr, 2 1/2 baths or party barn, great for reunions, both cool, fully equipped. 580-214-0178. www.bigttreat.com

43 acres mol, Minco. Gorgeous 4,025 sq. ft. home, Geothermal HVAC, inground pool, shelter, 50x50 barn, gated entrance. Call Diane Denison, 405-919-7457, 1st United Realtors.

For Rent: Vacation Cabins at Foss Lake. Quiet neighborhood, no smoking, no pets. 580-515-6452.

Vacation Rental Cabin. Fort Cobb Lake,

right on the edge of the water. Room to park boat and trailer. Rent by week or day. 580-243-8697, call or text.

House for Sale: 904 N Broadway Avenue, Hydro, Oklahoma. 1650 sq. ft. 3 bed, 2 bath, all electric. Wood burning fireplace, 10 ft. ceiling in living room, large walk-in closets, bay windows in dining room look out onto a beautiful shaded, fenced in back yard. Cellar on patio, large storage building. Corner lot with mature trees and a garden spot. Asking \$180,000. 580-816-0293.

Farm for Sale: 640 acres (section). Approx. 50/50 cropland/pasture, 4 ponds, water well, corral with chute. 2 miles west of Roosevelt. Referred to as the "Braun Place." Cell 214-802-2584 or home 972-235-3682.

Want to run your own business? Roger Mills County's only newspaper is for sale! Thriving business with proven success. Be your own boss. Call RE/MAX Gold Buckle Realty, 580-330-9090.

For Rent: 2 lg bedroom, lg kitchen, living room, den, 1/2 bath, washroom, alarm & internet, carport. No Pets. \$600/mo. 580-302-3051.

For Rent: small 2 bed, 1 bath, \$400/mo, \$300 dep. 580-302-3051. South Side Ft. Cobb Lake.

LAND SALE- 111 acres NE OKC, 5 min to I-44, 25 min downtown OKC or Edmond on paved rd. 405-376-4460.

Cabin for Rent: Great hunting, fishing, and vacation cabin. Right next to water, plenty of room in front for trailer or boat. Call or Text 580-243-8697.

Events

Clinton Country Jamboree: Showtime 7:00 p.m. Country & Western 1st and 3rd Saturday every month. All Gospel 5th Saturday. Admission \$9.00. Concession available. Family Entertainment. I-40 exit 71, Clinton, OK. 580-331-8377.

Strawberry Upside Down Cake

Ingredients:

- 2 cups crushed fresh strawberries
- 1 (6 ounce) package strawberry flavored Jell-O mix
- 3 cups miniature marshmallows
- 1 (18 ounce) package yellow cake mix, batter prepared as directed on pkg.



Directions:

1. Preheat oven to 350 degrees F,
2. Spread crushed strawberries on the bottom of 9 x 13 inch baking pan. Evenly sprinkle strawberries with the dry gelatin powder, and top with mini marshmallows.
3. Prepare the cake mix as directed on the package, and pour on top of the marshmallows. Bake in the preheated oven until a toothpick inserted in the center comes out clean, about 40 to 50 minutes. Cool in the pan for 15 minutes. Run a knife around the pan to loosen the sides, and turn the cake out into a serving tray. Store cake in the refrigerator.