



CKenergy
Electric Cooperative, Inc

Annual Report

2022



2023

Annual Meeting Agenda

Friday, August 11

4:30-6:30 pm Registration at Pioneer Cellular Event Center in Weatherford

4:30-6:30 pm Free Meal catered by Roadhouse Catering and Concessions

4:30 pm Children's Area - Bounce houses, inflatables and ice cream

5:15 -6:25 pm Entertainment - Dean Jackson Band

6:30 pm Call to Order

Invocation/Pledge of Allegiance

CEO Report

Adjournment of Meeting


Prize Drawings

Grand Prize Drawing



CKEC

Operations



7,877
MILES OF LINE



553

NEW SERVICES
CONNECTED



3.41

METERS
PER
MILE OF
LINE



26,900
CKEC METERS

OFFICIAL NOTICE

THIS IS THE OFFICIAL NOTICE OF THE ANNUAL MEETING OF THE MEMBERS OF CKENERGY ELECTRIC COOPERATIVE, INC. PURSUANT TO THE BY-LAWS. YOU ARE HEREBY NOTIFIED THAT THE 2023 ANNUAL MEETING OF THE MEMBERS OF CKENERGY ELECTRIC COOPERATIVE WILL BE HELD FRIDAY, AUGUST 11, AT THE PIONEER CELLULAR EVENT CENTER, 900 N. 7TH ST., WEATHERFORD, OK AT 6:30 P.M.

THE PURPOSE OF THE MEETING IS TO PRESENT:

1. THE OPERATING STATEMENT AND FINANCIAL REPORT.
2. THE REPORT OF THE PRESIDENT AND CEO.
3. OTHER BUSINESS AS MAY PROPERLY COME BEFORE THE MEETING.

REGISTRATION BEGINS AT 4:30 P.M.

POWERED BY CKEC

YOUTH TOUR

Each year, CKEC sponsors four local high school juniors to participate in Youth Tour, an all-expense paid trip to Washington D.C. through an essay/video competition. Winners visit members of Congress, national monuments, historic sights and Smithsonian museums with Youth Tour winners from cooperatives from across the nation.



ENERGY CAMP

CKEC sends two eighth-graders to Energy Camp hosted by the Oklahoma Association of Electric Cooperatives. The summer camp is held at Camp Canyon near Hinton, OK. A four-day action packed adventure, Energy Camp helps develop leadership skills and promotes teamwork while teaching about cooperative enterprises, the rural electrification program, and electrical safety.



SPECIAL OLYMPICS

CKEC volunteers each year at the Special Olympics Oklahoma Summer Games. For more than 30 years, co-op employees, directors, managers, and retirees have volunteered with Special Olympics. 2,700 athletes competed in the most recent annual event that was held May 17-19.

SENIOR SCHOLARSHIP

CKEC awards 12 senior scholarships to qualifying seniors through the senior scholarship contest.



Empowering Members

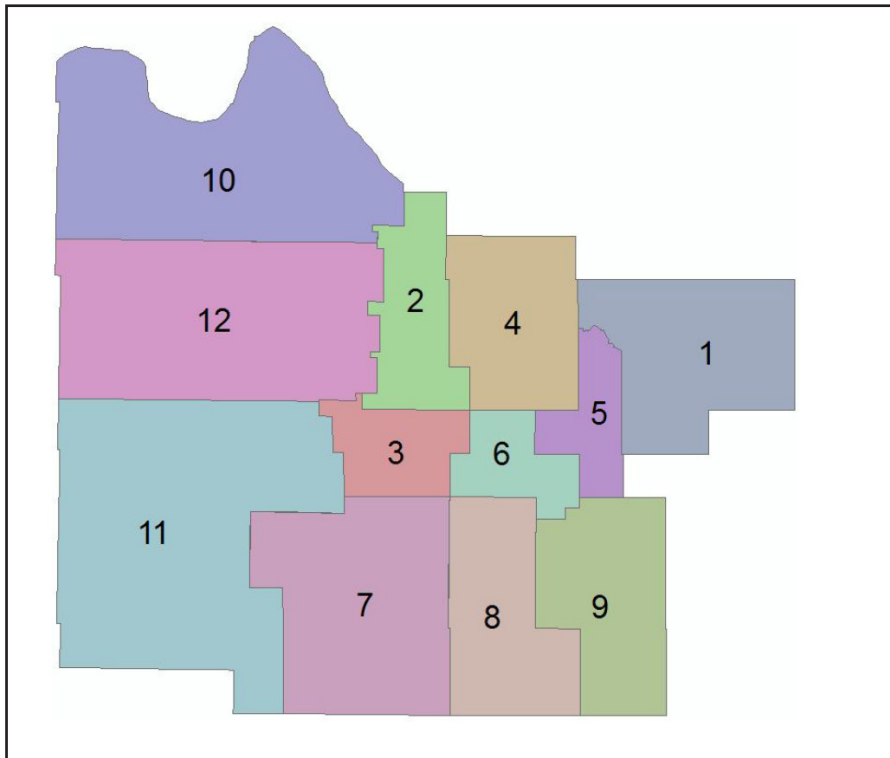
CKenergy is more than just a utility. We are a community made up of members. We are grounded on values and principles that allow us to focus on what matters the most, our members.

Providing electricity to 10 counties and averaging 3 meters per mile of line, CKEC's employees and board members are constantly finding new ways to serve our members.

Member engagement is a priority to CKEC. Through events like our annual meeting to youth contests and energy efficiency programs, we pride ourselves on listening to our members. By being a CKEC member, you are buying more than electricity. You are investing in your community.



Board of Trustees





Jack Sawatzky - District 12
President



Greg Little - District 3
Vice President



Fred Reuter - District 1
Secretary



Tony Setzer - District 2



Scott Klingman - District 4



Mark Slemper - District 5



Gary Brewster - District 6



Don Payne - District 7



Walter Hrbacek - District 8



Steve Sweeney - District 9



Robert Travis - District 10



John Schaufele - District 11



Financial Summary

2021

2022

OPERATING REVENUE

Farms and Rural Homes	\$34,856,873	\$39,547,250
Town and Seasonal Residential	909,890	1,010,424
Large Power and Commercial	34,100,482	43,503,649
Public St. Light and Highway Light	81,029	85,265
Irrigation Accounts	4,929,842	8,318,279
Penalties and other Operating Revenue	2,553,332	2,201,149
TOTAL OPERATING REVENUE	\$77,431,448	\$94,666,016

COST OF ELECTRIC SERVICE

Purchased Power	\$46,789,403	\$62,584,620
Line Operations and Maintenance	8,774,393	9,210,516
Consumer Accounting	3,192,493	4,043,193
Power Sales Expense	550,176	1,507,601
Administrative and General Expense	3,285,165	3,567,824
Depreciation	5,934,780	6,773,747
Taxes	1,603,958	1,846,399
Interest on Long Term Debt	3,536,413	3,682,856
Other Deductions	141,918	2,729
TOTAL COST OF ELECTRIC SERVICE	\$73,808,699	\$93,219,485

OUR MARGINS

Patronage Capital and Op. Margins	\$3,622,749	\$1,446,531
Plus Non-Operating Margins including Earned Interest	279,795	554,599
Generation and Transmission Equity Investments	1,311,378	1,257,136
Other Capital Credits	330,499	312,915
Extraordinary Items		
TOTAL PATRONAGE CAPITAL AND MARGINS	\$5,544,421	\$3,571,181

Balance Sheet

2021

2022

ASSETS

Lines, Buildings, Equipment	\$206,120,601	\$208,252,047
Less: Reserve for Depreciation	-57,436,942	-62,608,884
Net Value of Property	148,683,659	145,643,163
Cash on Hand and Temp. Investments	10,254,636	18,012,750
Investments and Capital Credits Due from Assoc. Organizations	29,753,225	30,366,665
Owed to us for Electrical Service and Loans	16,747,359	10,607,623
Material and Supplies in Stock	1,589,170	2,449,857
Deferred Debits, Other Assets and Prepayments	4,485,448	4,235,549
TOTAL ASSETS	\$211,513,497	\$211,315,607

LIABILITIES AND EQUITY

Other Long Term Debt	27,377,655	24,221,761
Economic Development Loan	425,449	410,167
Rural Utility Service	92,830,438	89,813,673
Consumer Meter Deposits	1,745,897	2,795,520
Accounts Payable	765,212	559,438
Operating Provisions	7,793,374	5,941,505
Other Deferred Credits and Liabilities	13,642,107	15,089,177
TOTAL OWED	\$144,580,132	\$138,831,241

NET WORTH

Membership Fees	77,730	78,250
Patronage Capital and Other Equity	66,855,635	72,406,116
Total Equity	66,933,365	72,484,366
TOTAL LIABILITIES AND NET WORTH	\$211,513,497	\$211,315,607

Empowering Communities

There are many benefits to being a member of an electric cooperative, including the significant positive impact it can have on your community.

Electric Cooperatives are known for their dedication to the betterment of the communities in which we serve. One way to give back to our communities is through gross receipts tax to local school districts. On a percentage basis,

electric cooperatives contribute more tax dollars to local school districts than other utilities. In Oklahoma, a 2% gross receipts tax on revenue is paid by both the wholesale and retail level.

There are many benefits to being a member of an electric cooperative including the significant positive impact it can have on your community.

\$100,231

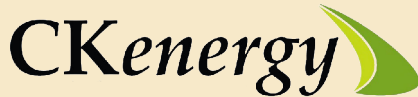
 **DONATED THROUGH
OPERATION ROUND UP
GRANTS**



2022 Tax Disbursement for Schools *based on miles of electric line.*

School	CKEC Tax
Anadarko	\$ 61,477.95
Apache/Boone	\$ 49,795.82
Arapaho	\$ 80,950.32
Banner	\$ 6,415.24
Binger/Oney	\$ 99,982.34
Burns Flat/ Dill City	\$ 44,911.00
Cache	\$ 3,464.49
Calumet	\$ 192.11
Canute	\$ 17,939.79
Carnegie	\$ 79,739.36
Cement	\$ 27,603.66
Clinton	\$ 43,864.10
Cordell	\$ 110,105.98
Cyril	\$ 32,581.30
El Reno	\$ 14,978.25
Elgin	\$ 10,339.50
Fletcher	\$ 21,665.47
Ft. Cobb/Broxton	\$ 59,800.75
Geary	\$ 3,645.81
Gracemont	\$ 46,899.03
Hammon	\$ 19,506.91
Hinton	\$ 99,587.32
Hobart	\$ 31,953.16
Hydro/Eakly	\$ 83,881.64
Indiahoma	\$ 379.91
Lawton	\$ 58.28
Leedey	\$ 32,648.22
Lone Wolf	\$ 35,055.01
Lookeba/Sickles	\$ 52,420.63
Maple	\$ 18,479.43
Minco	\$ 23,016.72
Mt. View/Gotebo	\$ 83,598.87
Mustang	\$ 65,982.86
Riverside	\$ 12.95
Sentinel	\$ 46,676.70
Snyder	\$ 37,511.45
Sterling	\$ 5,143.85
Taloga/Oakwood	\$ 30,314.82
Thomas/Fay/Custer	\$ 104,884.43
Union City	\$ 35,741.44
Verden	\$ 19,366.60
Weatherford	\$ 57,409.06
Yukon	\$ 373.43

Total: \$1,700,355.96



OFFICIAL MEMBER REGISTRATION CARD 2023

Please fill out and present this card at the Pioneer Cellular Event Center.

8th Annual Meeting of Members
Friday, August 11, 2023

PLEASE UPDATE YOUR CONTACT INFORMATION

Name: _____

Address: _____

Phone # _____ Cell # _____

CKEC Acct # _____

Email: _____

